

# Bifurcation education and visualisations from a totally different perspective

Bifurcation exploration website



5 step-by-step techniques using Resolute Onyx DES

View endoscopic imaging captured inside an isolated, reanimated, beating porcine heart. We created this resource with the [European Bifurcation Club](#) and the [Visible Heart® Lab at the University of Minnesota](#) to enhance bifurcation procedure skills or to help teach fellows.



Visit and bookmark today

## CE mark indications

1-month DAPT in HBR patients  
 Diabetes mellitus  
 In-stent restenosis (ISR)  
 Multivessel disease  
 Chronic total occlusions (CTO)  
 Acute coronary syndrome (ACS)  
 Total occlusions (TO)  
 Acute myocardial infarction (AMI)  
 Left main (LM)  
 Unstable angina (UA)  
 Small vessel (SV)  
 Bifurcation lesions

## Ordering information

Stent diameter (mm)	Maximum expansion capabilities (MSID)	Stent length (mm)									
		8	12	15	18	22	26	30	34	38	
2.00	3.50 <sup>†</sup>	RONYX20008X	RONYX20012X	RONYX20015X	RONYX20018X	RONYX20022X	RONYX20026X	RONYX20030X	–	–	
2.25	3.50 <sup>†</sup>	RONYX22508X	RONYX22512X	RONYX22515X	RONYX22518X	RONYX22522X	RONYX22526X	RONYX22530X	RONYX22534X	RONYX22538X	
2.50	3.50 <sup>†</sup>	RONYX25008X	RONYX25012X	RONYX25015X	RONYX25018X	RONYX25022X	RONYX25026X	RONYX25030X	RONYX25034X	RONYX25038X	
2.75	4.00 <sup>†</sup>	RONYX27508X	RONYX27512X	RONYX27515X	RONYX27518X	RONYX27522X	RONYX27526X	RONYX27530X	RONYX27534X	RONYX27538X	
3.00	4.00 <sup>†</sup>	RONYX30008X	RONYX30012X	RONYX30015X	RONYX30018X	RONYX30022X	RONYX30026X	RONYX30030X	RONYX30034X	RONYX30038X	
3.50	5.00 <sup>†</sup>	RONYX35008X	RONYX35012X	RONYX35015X	RONYX35018X	RONYX35022X	RONYX35026X	RONYX35030X	RONYX35034X	RONYX35038X	
4.00	5.00 <sup>†</sup>	RONYX40008X	RONYX40012X	RONYX40015X	RONYX40018X	RONYX40022X	RONYX40026X	RONYX40030X	RONYX40034X	RONYX40038X	
4.50	6.00 <sup>†</sup>	–	RONYX45012X	RONYX45015X	RONYX45018X	RONYX45022X	RONYX45026X	RONYX45030X	–	–	
5.00	6.00 <sup>†</sup>	–	RONYX50012X	RONYX50015X	RONYX50018X	RONYX50022X	RONYX50026X	RONYX50030X	–	–	

For complete product information visit [www.medtronic.com/manuals](http://www.medtronic.com/manuals). Consult instructions for use at this website. Manuals can be viewed using a current version of any major internet browser. For best results, use Adobe Acrobat Reader® with the browser.

CE 2797

<sup>†</sup>Third party brands are trademarks of their respective owners.  
<sup>‡</sup>Resolute Onyx DES received CE and FDA approval for increased expansion in 2020.  
<sup>§</sup>Do not postdilate greater than listed value.  
<sup>1</sup>Based on bench test data on file at Medtronic. May not be indicative of clinical performance.  
<sup>2</sup>Jinnouchi H, Sato Y, Cheng Q, et al. Thromboresistance and endothelial healing in polymer-coated versus polymer-free drug-eluting stents: Implications for short-term dual anti-platelet therapy. *Int J Cardiol.* March 15, 2021;327:52-57.  
<sup>3</sup>Roleder T, Kedhi E, Berta B, et al. Short-term stent coverage of second-generation zotarolimus-eluting durable polymer stents: Onyx one-month optical coherence tomography study. *Adv Interv Cardiol.* 2019;15(2):143-150.  
<sup>4</sup>Windecker S, Latib A, Kedhi E, et al. Polymer-based or Polymer-free Stents in Patients at High Bleeding Risk. *N Engl J Med.* March 2020;382(13):1208-1218.

## Medtronic

Europe  
 Medtronic Intl. Trading SARL  
 Tel: 41 21 802 7000


Asia Pacific  
 Medtronic Intl. Ltd.  
 Tel: 65 6436 5000

Latin America  
 Medtronic USA, Inc.  
 Tel: 786 709 4200

[medtronic.com](http://medtronic.com)

UC201705525b ML ©2022 Medtronic. Medtronic, Medtronic logo, and Engineering the extraordinary are trademarks of Medtronic. All other brands are trademarks of a Medtronic company. For distribution only in markets where the Resolute Onyx coronary stent and the 0.25 mm expansion has been approved. Not for distribution in the USA, Japan, France, Canada, or Australia. 01/2022

Medtronic



Resolute Onyx™ DES

Different  
 by design

## Different by design

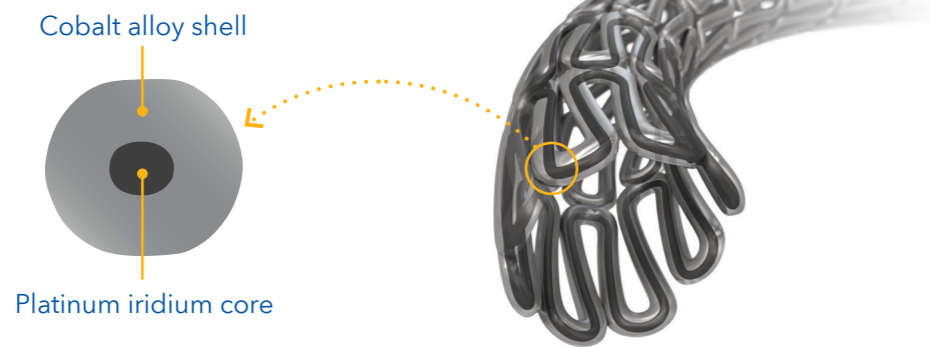


### Best-in-class deliverability

Resolute Onyx DES is made from a single wire, which gives it a **fluid range of motion** and provides the flexibility needed for best-in-class deliverability.<sup>1</sup>

### Enhanced visibility with thinner struts

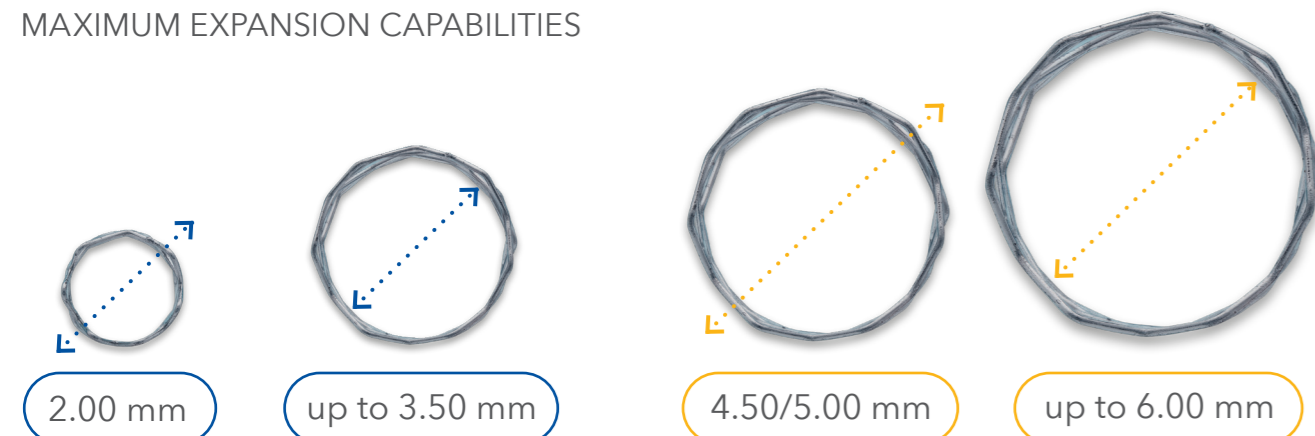
The platinum iridium core within Resolute Onyx DES **increases visibility** for accurate stent placement without compromising strut thickness.<sup>1</sup>



### Broadest diameter range

Resolute Onyx is the only DES with **diameters ranging from 2.0 mm to 5.0 mm** to treat a broad range of coronary vessel sizes.

#### MAXIMUM EXPANSION CAPABILITIES



## Safe and effective in real-world HBR patients on 1-month DAPT



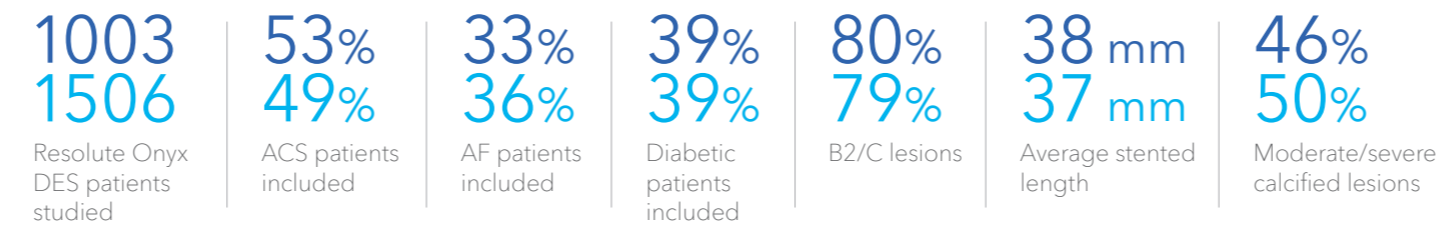
### Fast healing

- Single-wire design provides a fluid range of motion and the conformability needed for **superior strut apposition**<sup>1</sup>
- BioLinx™ biocompatible polymer provides **superior thromboresistance**<sup>2</sup>
- When combined, **fast healing** occurs as evidenced by nearly 90% strut coverage at 30 days,<sup>3</sup> providing the foundation for the Onyx One Global Trial

### Onyx One Global Trial


- Resolute Onyx DES was safe and effective in real-world high bleeding risk (HBR) patients on 1-month DAPT<sup>4</sup> with no lesion or vessel limitations
- Randomised trial comparing Resolute Onyx DES to BioFreedom™ DCS

### Real-world patient population




### Onyx ONE Clear Analysis

Prospective, multicentre, single-arm analysis of ~1500 patients on 1-month DAPT that reinforced safety and efficacy results from the Onyx ONE Global Trial.



## Optimised for complex PCI

### Optimised for left main and other extra-large vessels



#### Resolute Onyx DES' 4.5 and 5.0 mm diameters:

- **Expand to 6.0 mm<sup>†</sup>** for optimal deployment with even scaffolding<sup>1</sup>
- Provide the **sustained radial strength** needed to handle the left main artery's elasticity<sup>1</sup>

#### Synergy™ Megatron DES' post-dilatation to 6.0 mm diameter causes the struts to straighten as they approach their expansion limit.

**Resolute Onyx is the only DES with randomised data supporting provisional and dual-stent strategies in left main bifurcation PCI (EBC Main Study).**

### Optimised for bifurcation PCI

- Other DES feature irregular cell shapes which may obstruct wire or catheter advancement through the cell's opening
- Resolute Onyx DES has round struts to **create a smooth passage when accessing the side branch** and lower the propensity to catch<sup>1</sup>

#### CROSS-SECTION OF ACTUAL STENTS

