

OPTIMAL VISUALIZATION. FROM START TO FINISH.^{1,2,†}



Clearify™ Visualization System
The multifunctional visualization solution

†Results based on bench testing.

Medtronic
Further, Together

A SIMPLE SOLUTION FOR COMMON CHALLENGES.

Surgeons, nurses, and scrub techs typically rely on a combination of visualization solutions.⁵ But issues can still occur like:

- Scope and lens damage
- Procedural delays
- Fire and hot water hazards†

The Clearify™ system provides a crisp, clear, high-resolution view — essential for laparoscopic and robotic surgery.^{1,2,†} That's important because:

- Fogged, soiled, or damaged lenses compromise accurate visualization.³
- Continually removing the scope for defogging and cleaning can impede performance.^{3,†}

†Based on in vitro test results.



SINGLE PORT SOLUTION IN THE PALM OF YOUR HAND.

Designed with one multi-functional port, the Clearify™ system defogs, cleans scopes, creates white balance, and cleans trocars.^{1,2,†}

As a free-standing device, it also

- Allows for instrument manipulation and flexibility at the surgical site^{1,2,†}
- Reduces the need for additional supplies such as alcohol wipes, anti-fogging solutions, and hot water⁴

†Results based on bench testing.



» CLICK EACH
FEATURE
FOR MORE
INFORMATION



» SINGLE PORT FOR
CLEANING AND WARMING

» MICROFIBER CLOTHS



» DOUBLE-SIDED TROCAR WIPE



SEE CLEARLY.


Poor visualization during laparoscopic and robotic surgery can be challenging. But the multifunctional Clearify™ visualization system has the one-handed dip-wipe-swipe technique providing an effective solution.

Eliminates fogging and restores visualization

- The hub warms the solution and cleans to prevent fogging.^{1,2,†}
- Dip-wipe-swipe removes oils and debris and the microfiber cloth can polish away persistent smudges.^{1,2,†}
- The Clearify™ system also removes trocar debris and ensures true white balance when the scope is inserted.^{1,2,†}

†Results based on bench testing.

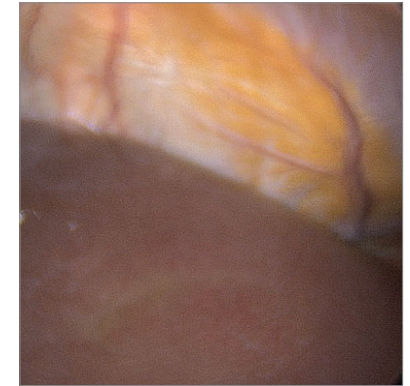
FIGURE 1.



Before Clearify™ System

Fogged view after initial insertion of cold laparoscope.

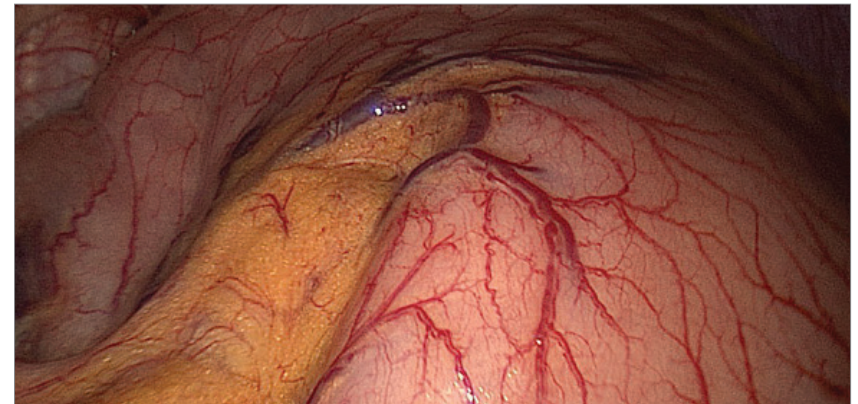
FIGURE 2.



Before Clearify™ System

View is fogged and smeared after laparoscope lens wiped and warmed.

FIGURE 3.



After Clearify™ System

View after conditioning the lens in the Clearify™ system solution for five seconds and using the dip-wipe-swipe technique.



CLEAR AND EFFECTIVE.



The Clearify™ visualization system:

- Offers a comprehensive, all-in-one system that's simple and effective^{1,2,†}
- Makes defogging and cleaning an intuitive, efficient part of your case flow^{1,2,4,†}
- Reduces procedural delays^{4,‡}

†Results based on bench testing.

‡Based on the results of a survey with five surgeons.

§Depending on the duration and type of procedure.

ΩBased on the results of a survey of 49 surgeons.



Surgeons using the Clearify™ system save between **6.3 and 21.7 minutes per case** compared to other visualization solutions.^{4,§,Ω}

That matters. Because every minute you save in the OR can reduce the time your patient spends under anesthesia. Saving time can also save money and potentially leads to better patient outcomes.



PROTECT: YOUR SCOPE, YOUR PATIENT, YOURSELF



Because every second counts —
the Clearify™ system:

- Restores visualization with five second cleaning^{1,2,§}
- Saves time during procedures^{4,†,‡}
- Gives true white balance versus surgical gauze's approximation^{1,2,§}



†Depending on the duration and type of procedure.

‡Based on the results of a survey of 49 surgeons.

§Results based on bench testing.



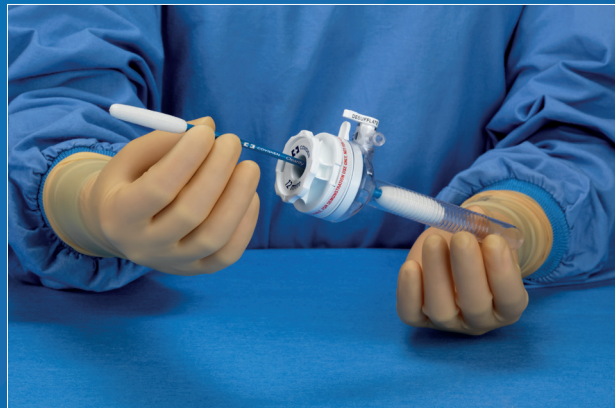
USING THE CLEARIFY™ SYSTEM

Simply turn on the hub by pushing on the black power button and give it five minutes to warm. Insert the scope, connect the camera and light source and white balance inside the hub. Attach to patient drapes, then follow the dip-wipe-swipe instructions below.



DIP

the scope in the hub's reservoir and let it rest for five seconds.



WIPE

debris out of the trocar with the trocar wipe.



SWIPE

the scope on the hub's white micro pad or with one of the microfiber cloths.



MAKE THE INVESTMENT.

The Clearify™ visualization system can save money up front and during each procedure. It can also:

- Save on product costs⁵
- Save inventory space
- Improve your case flow

Try it yourself.

Ask your Medtronic representative for a free demonstration. Or contact customer service at 800-722-8772.

REORDER CODE	DESCRIPTION	UNITS PER BOX
21-345	Clearify™ Visualization System (includes one warming hub, two microfiber cloths, one trocar)	10



1. Based on #RE00002249 Clearify™ Baseline Report, November 2014. **2.** Based on #RE00002250 Clearify™ Line Transfer Qualification, November 2014. **3.** Lawrentschuk N, Fleshner NE, Bolton DM. Laparoscopic lens fogging: a review of etiology and methods to maintain a clear visual field. *J of Endourol.* 2010 Jun;24(6):905-13. **4.** Based on HMV Research Report, Phase II, December, 2013. **5.** Based on Clearify™ cost savings based on Q3 CY20 IMS data. February 2021.

© 2021 Medtronic. All rights reserved. Medtronic, Medtronic logo and Further, Together are trademarks of Medtronic. All other brands are trademarks of a Medtronic company. 03/2021 – US-AI-2000035 – [WF# 4846052]

[medtronic.com/covidien](https://www.medtronic.com/covidien)



Medtronic

SINGLE PORT SOLUTION

INTRO
OF

Designed
system d
and clear

As a free-

- Allows
at the s
- Reduce
alcohol

WARMING HUB

The black power button activates the hub which:

- Warms in five minutes^{1,2,†}
- Cleans in five seconds^{1,2,†}
- Lasts for five hours^{1,2,†}

The converter and seal accommodate scopes from 3 to 12.5 mm

†Results based on bench testing.



» CLICK EACH
FEATURE
FOR MORE
INFORMATION



OR
WARMING

†Results based on bench testing.

» DOUBLE-SIDED TROCAR WIPE

SINGLE PORT SOLUTION

INTRO
OF

Designed
system d
and clear

As a free-

- Allows
at the s
- Reduce
alcohol

» CLICK EACH
FEATURE
FOR MORE
INFORMATION



DR
WARMING

MICROFIBER CLOTHS

The soft microfiber won't scratch laparoscope lenses or leave lint.^{1,2,†}

Two 6 in x 8 in microfiber cloths are included.



†Results based on bench testing.

†Results based on bench testing.

» DOUBLE-SIDED TROCAR WIPE

SINGLE PORT SOLUTION

INT
OF

Designed
system d
and clear

As a free-

- Allows
at the s
- Reduce
alcohol

» CLICK EACH
FEATURE
FOR MORE
INFORMATION



OR
WARMING

TROCAR WIPE

The trocar wipe has two tips to accommodate a wide range of trocar sizes.



†Results based on bench testing.

» DOUBLE-SIDED TROCAR WIPE